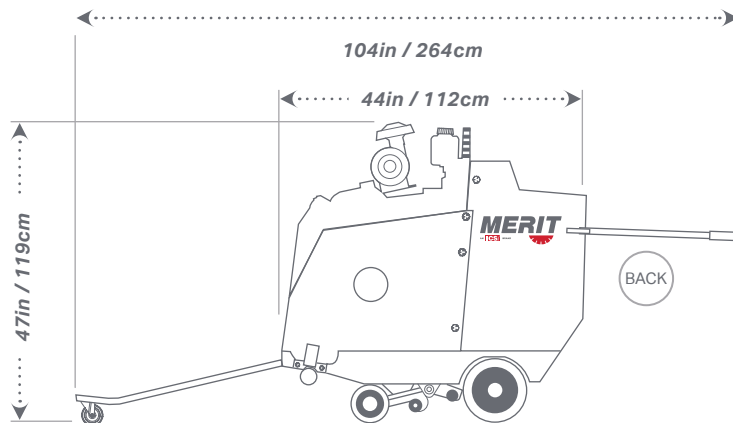




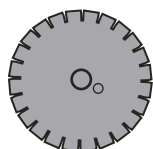
## M400SS-30E - ELECTRIC POWER



FRONT

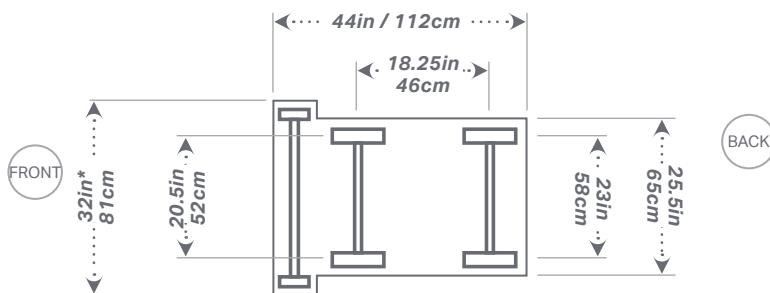


LEFT SIDE VIEW



**14in - 30in**  
**35cm - 76cm**

**13in/33cm Max Cut**



FRONT

BACK

BOTTOM VIEW

\*32in / 82cm Standard  
30.5in / 77.5cm QD w/components  
28.375in / 72cm QD (Flush) w/components

### SPECIFICATIONS

<b>Raise &amp; Lower Control</b>	Button or standard
<b>Air Filter</b>	N/A
<b>Blade Mounting</b>	Left and right
<b>Blade Shaft Drive</b>	1in / 2.5cm with 4in / 10cm arbors
<b>Approx. Weight</b>	1100lbs. / 499kg.
<b>Drive Speed</b>	0-240 FPM
<b>Depth Control</b>	Mechanical
<b>Arbor Size</b>	1in / 2.5cm
<b>Engine Manufacturer</b>	Baldor
<b>Voltage</b>	480V 3-phase

BLADE GUARD IN	BLADE GUARD CM
14 x 2	35.5 x 5
18 x 2	46 x 5
20 x 2	50 x 5
24 x 2	61 x 5
26 x 2	66 x 5
30 x 3	76 x 7

### 400SS SERIES - 30HP - ELECTRIC - REAR PIVOT - 4 SPEED

M400SS-30E-R4-1110	M400SS, 30HP, ELECTRIC, REAR PIVOT, 4 SPEED, STANDARD CONTROL, STANDARD BLADE MOUNT, LIGHT KIT
M400SS-30E-R4-2110	M400SS, 30HP, ELECTRIC, REAR PIVOT, 4 SPEED, BUTTON CONTROL, STANDARD BLADE MOUNT, LIGHT KIT
M400SS-30E-R4-1210	M400SS, 30HP, ELECTRIC, REAR PIVOT, 4 SPEED, STANDARD CONTROL, QUICK DISCONNECT BLADE MOUNT, LIGHT KIT
M400SS-30E-R4-2210	M400SS, 30HP, ELECTRIC, REAR PIVOT, 4 SPEED, BUTTON CONTROL, QUICK DISCONNECT BLADE MOUNT, LIGHT KIT